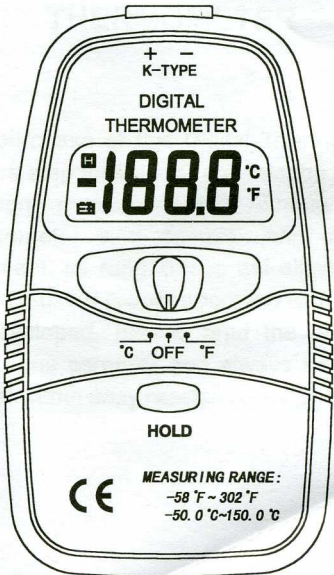


OPERATOR'S INSTRUCTION MANUAL



DIGITAL THERMOMETER

DIGITAL THERMOMETER

Your purchase of this Digital Thermometer marks a step forward for you into the field of precision measurements. Although this Thermometer is a complex and delicate instrument, its ruggedness will allow many years of use if proper operating techniques are developed. Please read the following instructions carefully and always keep this manual within easy reach.

USER'S MANUAL

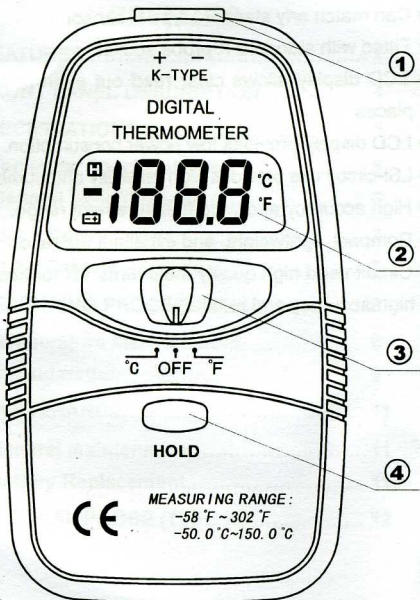
CONTENTS

1. FEATURES	3
2. FRONT PANEL DESCRIPTION.....	4
3.SPECIFICATIONS.....	5
3-1 Technical Specifications.....	5
3-2 General Specifications.....	6
3-2-1 Celsius scale	7
3-2-2 Fahrenheit scale.....	7
4. MEASURING PROCEDURE.....	8
4-1 Temperature Measurement.....	8
4-2 Consideration.....	9
5. MAINTENANCE.....	11
5-1 General maintenance.....	11
5-2 Battery Replacement.....	11
6. OPTIONAL PROBE (TYPE K).....	12

1. FEATURES

- * Can match any standard type K sensor.
- * Fitted with standard K probe socket.
- * LCD display allows clear read out even at bright places.
- * LCD display provides low power consumption.
- * LSI-circuit use provides high reliability and durability.
- * High accuracy and wide measurement range.
- * Compact, lightweight, and excellent operation.
- * Circuit used high quality multi turns VR for keeping high accuracy and reliability.

2. FRONT PANEL DESCRIPTION



-
- ① Thermocouple input socket
 - ② LCD display
 - ③ Function switch
 - ④ HOLD key

3. SPECIFICATIONS

3-1 General Specification

- Environment Conditions:

Operating Temperature:

0°C to 40°C ≤ 80% RH, non-condensing

Storage Temperature:


-10°C to 60°C ≤ 70% RH, battery removed

- Operating principle: dual slope integration
- Sample Rate: 2 times/sec for digital data
- Display:
3 1/2 digits LCD Display with max. Reading 1999,
Automatic indication of functions.
- Polarity indication: "-" displayed automatically.
- Open-circuit Sensor indicator:
LCD will display "1" when sensor is open-circuit.

- Power Supply:

DC 9V battery (NEDA 1604 6F22 006P).

- Low Battery Indicator:

The "+" is displayed when the battery is under the proper operation range

- Impedance: 10M Ω

- Dimension: 125.5(L) \times 72(W) \times 27(H)mm

- Weight: 145g approx. (battery included)

- TP-01 Thermocouple Probe:

The sensor supplied with the instrument is an ultra-fast response naked-bead thermocouple TP-01 suitable for many applications but with a maximum operating temperature of 250°C/482°F (300°C/572°F short-term).

- Accessories: TP-01 Thermocouple Probe with plug, Instruction manual, Carrying case

3-2 Technical Specification

Measurement Range:

-50.0°C to 150.0°C; -58°F to 302°F

Sensor Type: K type thermocouple

Resolution: 0.1°C or 1°F

Accuracy:

\pm (% of reading + number of digits) at 18°C to 28°C
(64°F to 82°F) with relative humidity to 80%.

3-2-1 Celsius scale

Range	accuracy
-50.0°C to -40.0°C	$\pm 6^\circ\text{C}$
-39.9°C to -20.0°C	$\pm 3^\circ\text{C}$
-19.9°C to 0°C	$\pm 2^\circ\text{C}$
0°C to 99.9°C	$\pm 1^\circ\text{C}$
100.0°C to 119.9°C	$\pm 3^\circ\text{C}$
120.0°C to 150.0°C	$\pm 5^\circ\text{C}$

3-2-2 Fahrenheit scale

Range	accuracy
-58°F to -4°F	$\pm 8^\circ\text{F}$
-3°F to 32°F	$\pm 4^\circ\text{F}$
33°F to 212°F	$\pm 2^\circ\text{F}$
213°F to 302°F	$\pm 4^\circ\text{F}$

*typ.(typically): means almost units within such accuracy.

