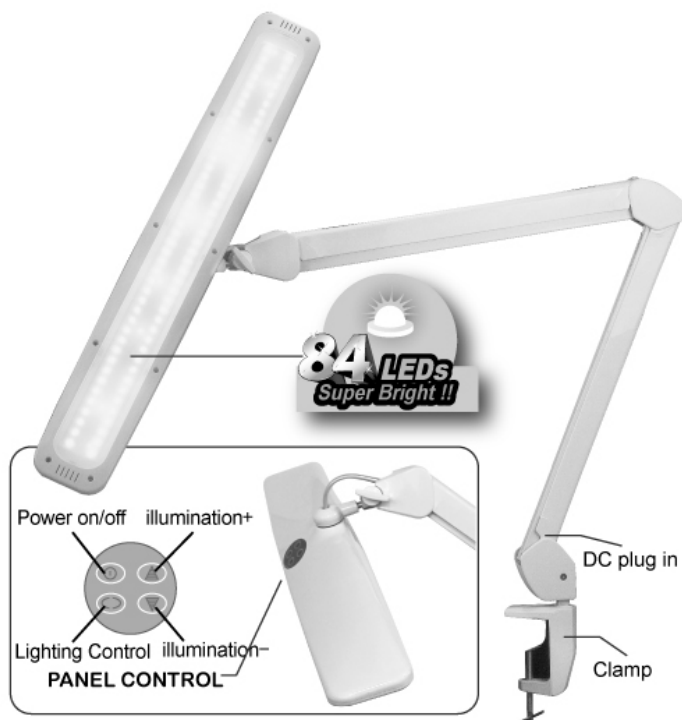


Thank you very much for purchasing **Pro'sKit** LED Working Light. The LED Working Light is ideal for precise work at home, office and workshop as well as a lot of other important places. Before using the LED Working Light, please read the following instructions :



- **Energy saving**
Comes with 84 LEDs which provide bright lighting and only 2~21W consumption
- **Up to 50,000 hours, 20 X longer lifetime**
The LED features long lifetime up to 50000 hours, is 20 times longer lifetime than incandescent lamp.
- **Zero electromagnetic interference**
Comes with switching adapter, more environment friendly and provides even more stable performance.
- **Easy positioning**
The adjustable arm allows angling and pointing the light to where you need.

Specification :

		MA-1601A	MA-1601F
Main Unit	Light source	84 pcs LEDs	
	Energy consumption	2~21 W	
	Color temperature	6000~7000 Kelvin	
	Luminance	about 1200 Lumen (adjustable light)	
	Overall length	92 x 58 x 18 cm	
Switching adapter	Input	AC 110~120V 50/60Hz	AC 220~240V 50/60Hz
	Output	DC24V 0.8A	
	plug type	A	F
Standard accessories		Switching Adapter & Clamps 65mm thick	

How to use :

- Before use, remove all packaged around the LED Working Light.
- Securely fasten the supplied table clamp onto a solid flat surface like the edge of table or other similar surface.
- Once the table clamp is secure, insert the stem of the lamp into the hole in the clamp.
- Insert the adapter's DC plug into the socket located on the side of arm near the clamp (See picture)
- Insert the adapter's AC plug into a conveniently located electrical socket.
- Turn on the lamp by using the ON/OFF switch located on the backside of arm near to the base.. (See picture)
- Choose the proper light by the Multifunction switch.

Caution for safe using :

- Indoor use only.
- Environment temperature : -10°C~40°C.
- Humidity : ≤95%.
- Never disassemble the lamp unless you are a qualified electrician.
- Plug must be taken out while repairing the lamp or not put to use.
- If the external flexible cable or cord of this lamp is damaged, it shall be exclusively replaced by the manufacturer or his service agent or a similar qualified person in order to avoid a hazard

非常感謝您購買 Pro'sKit 的 LED 夾桌式工作燈。LED 夾桌式工作燈可以提供更清晰檢視，非常適合在家庭、辦公室和工廠及其他很多重要的地方。使用 LED 夾桌式工作燈前，請閱讀以下說明：



節能省電80%

使用 84 顆白光 LED 燈，光源充足僅有 2~21W 耗電量，比白熾燈泡省電節能 80%

使用壽命增長 20 倍達 50000 小時

LED 燈擁有比白熾燈泡長 20 倍壽命的特性，每顆燈泡可使用最高達 50000 小時



低電磁波

產品配備使用交換式電源供應器，體積更小且低電磁波，更加環保，更加健康

轉臂設計，輕鬆調整使用位置

可調式轉臂設計，無論哪各位置都容易調整，使用更加方便

產品規格：

產品規格		MA-1601A	MA-1601F
燈具主體	光源	84 個 LED	
	消耗功率	2-21 W	
	色溫	6000~7000 克耳文(Kelvin)	
	亮度	約 1200 流明(Lumen) 亮度可調	
	外型尺寸	92 x 58 x 18 cm	
電子式變壓器	輸入電壓	AC 110~120V 50/60Hz	AC 220~240V 50/60Hz
	輸出電壓/電流	DC24V 0.8A	
	插頭	A type 	F type 
標準配件		電子式變壓器 和 65mm 桌夾	

如何使用：

- 使用前，請先移除 LED 夾桌式工作燈，所有的包裝。
- 找一處可以夾住，且確保固定牢靠、表面平坦的桌面，像桌子的邊緣或其他類似的表面。
- 將桌夾鎖緊在桌面上，並確認固定於桌面是安全的，然後將燈的臂桿插入在這桌夾的孔中。
- 將變壓器的 DC 插頭，插入位於臂桿側邊的 DC 插座內。(如圖)
- 將變壓器的 AC 插頭，插入一個方便的電源插座。
- 按下位於頭頂部的 ON/OFF 開關，打開電源。(如圖)
- 切換多功能開關，選擇最適當的亮度。

注意使用安全：

- 本產品僅適合室內使用。
- 環境溫度：-10 ~ +40℃
- 濕度：≤ 95%
- 切勿拆解燈，除非你是一個合格的電氣工程師。
- 當你不用時，或要維修燈前，請務必拔除插頭。
- 如果這燈的變壓器或外部柔軟的電線損壞，他將被送回專業的製造商或代理商維修，或是找一個合格的代理商，去訂購相同規格的變壓器。