

Type SCP / SCP-P

Super Fast Ceramic Tube Fuse

6mm x 46 mm



www.optifuse.com (619) 593-5050

Agency Standards and Listings:



Physical Specifications:

Fuse Type: Ø 6 x 46mm

Materials:

Ceramic Body

Nickel Plated Brass Caps

Lead Wire:

Diameter Ø 0.8mm

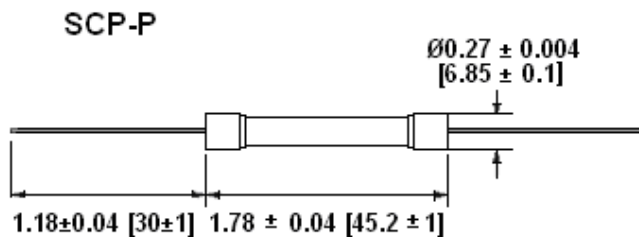
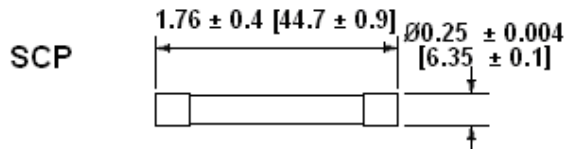
Interrupting Ratings

30,000A at 1,000V AC

Cartridge Part No.	Axial Lead Part No.	Ampere Rating	Voltage Rating (V)
SCP-200mA	SCP-P-200mA	200mA	1000VAC
SCP-250mA	SCP-P-250mA	250mA	
SCP-300mA	SCP-P-300mA	300mA	
SCP-315mA	SCP-P-315mA	315mA	
SCP-350mA	SCP-P-350mA	350mA	
SCP-375mA	SCP-P-375mA	375mA	
SCP-400mA	SCP-P-400mA	400mA	
SCP-500mA	SCP-P-500mA	500mA	
SCP-600mA	SCP-P-600mA	600mA	
SCP-630mA	SCP-P-630mA	630mA	
SCP-700mA	SCP-P-700mA	700mA	
SCP-750mA	SCP-P-750mA	750mA	
SCP-800mA	SCP-P-800mA	800mA	
SCP-1A	SCP-P-1A	1A	

Electrical Characteristics				
150%	210%	275%	400%	1000%
Continuous	Max	Max	Max	Max
	2min	1sec	60ms	6ms

Product Dimensions: Inches [mm]



Warning: 	-Operation beyond the specified maximum ratings or improper use may result in damage and possible electrical arcing and/or flame.
	-Fuse device are intended for occasional overcurrent protection. Application for repeated overcurrent condition and/or prolonged trip are not anticipated.
	-Avoid contact of Fuse device with chemical solvent. Prolonged contact will damage the device performance.

Note: All specifications subject to change without notice.

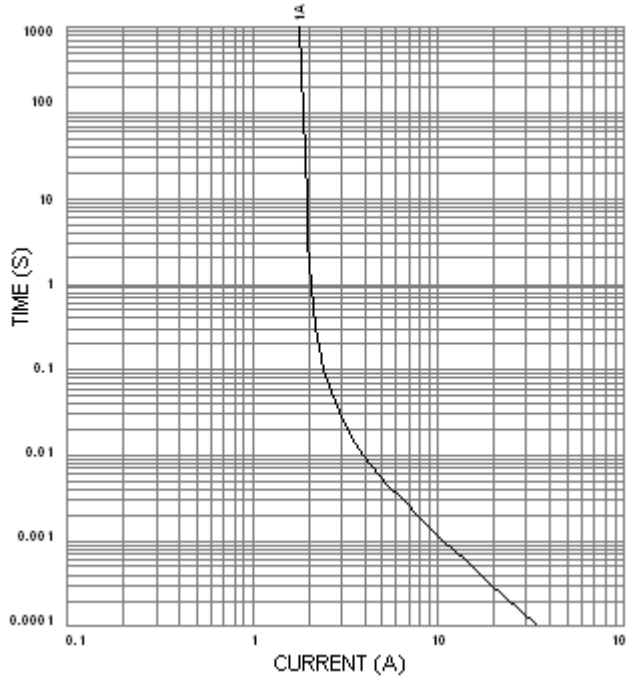
Type SCP / SCP-P
Super Fast Ceramic Tube Fuse
6mm x 46 mm



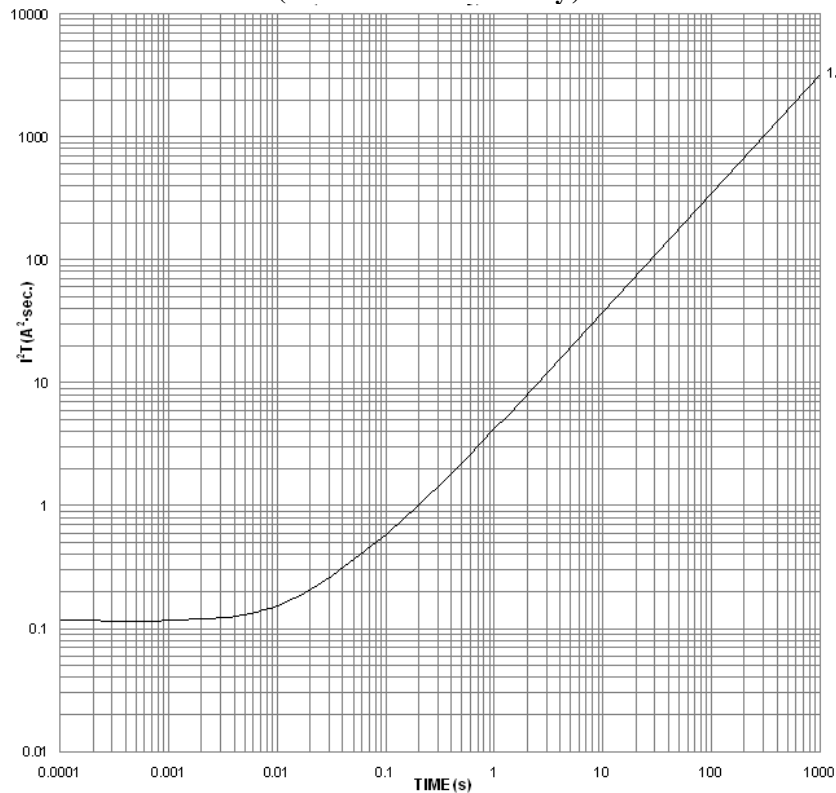
www.optifuse.com

(619) 593-5050

Part Number SCP
Time Current Curves



Average I²T-T Characteristics Curve
(For Reference Only)



Note: All specifications subject to change without notice.